

Hi-MO 5_m

(G2)

LR5-72HPH 545~565M

- Based on M10 wafer, best choice for ultra-large power plants
- Advanced module technology delivers superior module efficiency
 - M10 Gallium-doped Wafer
 - Integrated Segmented Ribbons
 - 9-busbar Half-cut Cell
- Excellent outdoor power generation performance
- High module quality ensures long-term reliability



12-year Warranty for Materials and Processing



25-year Warranty for Extra Linear Power Output

Complete System and Product Certifications

IEC 61215, IEC 61730, UL 61730

ISO9001:2015: ISO Quality Management System

ISO14001: 2015: ISO Environment Management System

ISO45001: 2018: Occupational Health and Safety

IEC62941: Guideline for module design qualification and type approval

LONGI



21.9%
MAX MODULE
EFFICIENCY

0~3%
POWER
TOLERANCE


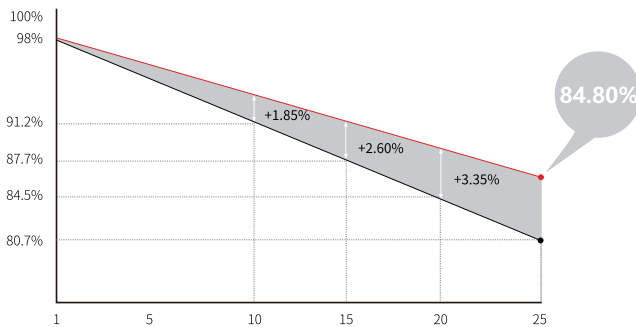
<2%
FIRST YEAR
POWER DEGRADATION

0.55%
YEAR 2-25
POWER DEGRADATION

HALF-CELL
Lower operating temperature

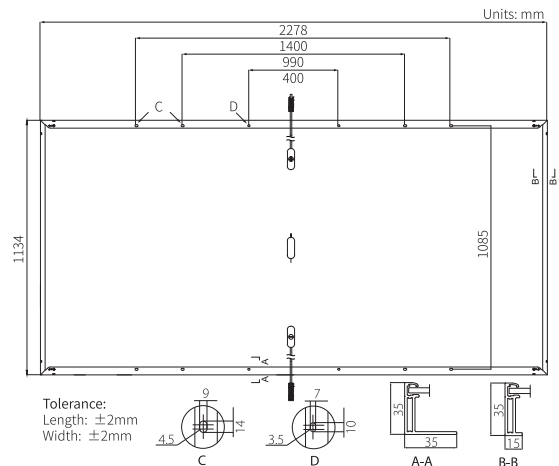
Additional Value

25-Year Power Warranty



Mechanical Parameters

| | |
|------------------|---|
| Cell Orientation | 144 (6×24) |
| Junction Box | IP68, three diodes |
| Output Cable | 4mm ² , +400, -200mm/±1400mm length can be customized |
| Glass | Single glass, 3.2mm coated tempered glass |
| Frame | Anodized aluminum alloy frame |
| Weight | 27.5kg |
| Dimension | 2278×1134×35mm |
| Packaging | 31pcs per pallet / 155pcs per 20' GP / 620pcs per 40' HC |



Electrical Characteristics

STC : AM1.5 1000W/m² 25°C NOCT : AM1.5 800W/m² 20°C 1m/s Test uncertainty for Pmax: ±3%

| Module Type | LR5-72HPH-545M | | LR5-72HPH-550M | | LR5-72HPH-555M | | LR5-72HPH-560M | | LR5-72HPH-565M | |
|----------------------------------|----------------|-------|----------------|-------|----------------|-------|----------------|-------|----------------|-------|
| | STC | NOCT | STC | NOCT | STC | NOCT | STC | NOCT | STC | NOCT |
| Maximum Power (Pmax/W) | 545 | 407.4 | 550 | 411.1 | 555 | 414.8 | 560 | 418.6 | 565 | 422.3 |
| Open Circuit Voltage (Voc/V) | 49.65 | 46.68 | 49.80 | 46.82 | 49.95 | 46.97 | 50.10 | 47.11 | 50.30 | 47.29 |
| Short Circuit Current (Isc/A) | 13.92 | 11.25 | 13.98 | 11.31 | 14.04 | 11.35 | 14.10 | 11.40 | 14.16 | 11.45 |
| Voltage at Maximum Power (Vmp/V) | 41.80 | 38.83 | 41.95 | 38.97 | 42.10 | 39.11 | 42.25 | 39.25 | 42.42 | 39.40 |
| Current at Maximum Power (Imp/A) | 13.04 | 10.49 | 13.12 | 10.56 | 13.19 | 10.61 | 13.26 | 10.67 | 13.32 | 10.72 |
| Module Efficiency(%) | 21.1 | | 21.3 | | 21.5 | | 21.7 | | 21.9 | |

Operating Parameters

| | |
|------------------------------------|-------------------------------|
| Operational Temperature | -40°C ~ +85°C |
| Power Output Tolerance | 0 ~ 3% |
| Maximum System Voltage | DC1500V (IEC/UL) |
| Maximum Series Fuse Rating | 25A |
| Nominal Operating Cell Temperature | 45±2°C |
| Protection Class | Class II |
| Fire Rating | UL type 1 or 2 IEC Class C |

Mechanical Loading

| | |
|-----------------------------------|--------------------------------------|
| Front Side Maximum Static Loading | 5400Pa |
| Rear Side Maximum Static Loading | 2400Pa |
| Hailstone Test | 25mm Hailstone at the speed of 23m/s |

Temperature Ratings (STC)

| | |
|---------------------------------|------------|
| Temperature Coefficient of Isc | +0.050%/°C |
| Temperature Coefficient of Voc | -0.265%/°C |
| Temperature Coefficient of Pmax | -0.340%/°C |